



## Fund Fact Sheet

### MGF Aggressive Portfolio

January 2021



#### Fund Information

**Inception Date:** 01 July 2005  
**Fund Size:** R 19.0 billion

#### Fund Objective

This is an aggressive investment portfolio. More money is invested in equities (shares) and less in fixed income investments and property. A greater return can therefore be expected but at an equally higher risk. A member, however, who is a long way from retirement, can tolerate such higher risk, as there is enough time to recover possible losses and create wealth.

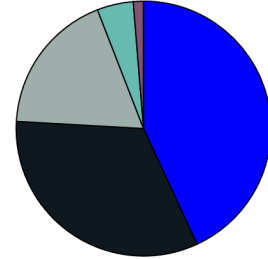
#### Benchmark

CPI+5%  
 (Consumer Price Index +5%)  
 The current month's inflation number is an estimate.

#### Asset Manager Allocation

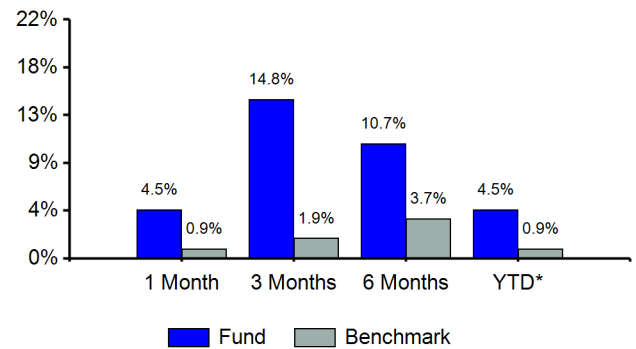
Asset Class	Manager	Exposure
Africa	Drakens, Sanlam	1.7%
Credit Funds	Futuregrowth	4.8%
Equity	ABAX, Allan Gray, Aluwani, Argon, Fairtree	29.2%
Foreign Balanced	Allan Gray	3.9%
Foreign Cash	JP Morgan, Vantage	0.2%
Foreign Equity	Coronation, Edge, Franklin, Hoskings, Morgan Stanley, Nedgroup (Veritas), Ninety One	23.1%
Foreign Fixed Income Absolute Return	Brandywine	1.7%
Foreign Property	Nedgroup (Resolution)	1.9%
Mezzanine Debt	Vantage	1.0%
Property	ABSA, Sesfikile	3.4%
Renewable Energy	Green X Renewable	2.2%
SA Bonds	Ninety One, Sanlam	10.7%
SA Cash	ABSA, Green X Renewable, Old Mutual, Vantage	4.3%
SA Hedge Funds	Edge	1.3%
SA Passive Equity	Satrix	10.6%

#### Asset Allocation



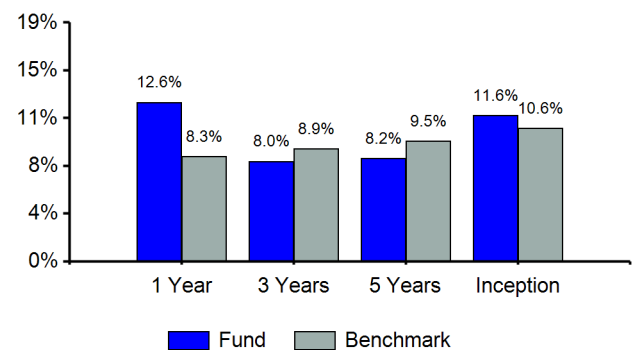
SA Equity, 43.1%    SA Cash, 4.6%  
 Foreign, 32.8%    Hedged, 1.3%  
 SA Bonds, 18.2%

#### Short-term Returns



\*Since January to Date

#### Long-term Returns



#### Contact Details

14 Bedfordview Office Park  
 3 Riley Road, Bedfordview, 2007  
 Private Bag X1190, Bedfordview, 2008  
 Tel 011 450 1224